

Picture Story Practice


Name: _____

Use the words to write and draw a story:

then

his

***because**



Picture Story Practice

Name: _____

Use the words to write and draw a story:

lifts

up

*but



Picture Story Practice

Name: _____

Use the words to write and draw a story: **in the** **mud** ***because**

[illegible]

This image shows a completely blank white rectangular area enclosed within a thin black border. There are no markings, text, or illustrations present.

Picture Story Practice


Name: _____

Use the words to write and draw a story:

digs

up

***but**



Picture Story Practice

Name: _____

Use the words to write and draw a story:

one

of

***because**

[illegible]

This image shows a completely blank white rectangular area enclosed within a thin black border. There are no markings, text, or illustrations present on the page.

Picture Story Practice

Name: _____

Use the words to write and draw a story:

hops

from


***but**



Picture Story Practice

Name: _____

Use the words to write and draw a story: **scrub** **all** ***because**



Picture Story Practice


Name: _____

Use the words to write and draw a story:

picks

up

***but**



Picture Story Practice

Name: _____

Use the words to write and draw a story:

he

fixed

***because**


[illegible]

Picture Story Practice

Name: _____

Use the words to write and draw a story: **lots of** **dents** ***but**


Handwriting practice lines consisting of multiple sets of solid top and bottom lines with a dashed midline.



Picture Story Practice

Name: _____


Use the words to write and draw a story: **in** **back** ***because**



Picture Story Practice

Name: _____

Use the words to write and draw a story: **at the** **next** ***but**



Picture Story Practice

Name: _____


Use the words to write and draw a story:

kids

will

***because**


Handwriting practice lines consisting of multiple sets of solid top and bottom lines with a dashed midline.



Picture Story Practice

Name: _____

Use the words to write and draw a story: **let** **him** ***but**



Picture Story Practice


Name: _____

Use the words to write and draw a story:

met

at


***because**

This image shows a full page of handwriting practice paper. It features five identical sets of horizontal guidelines spaced evenly down the page. Each set includes three lines: a solid top line, a dashed midline, and a solid bottom line, providing a structured space for practicing letter formation and alignment.

Picture Story Practice

Name: _____

Use the words to write and draw a story: **was** **not** ***but**




Picture Story Practice

Name: _____

Use the words to write and draw a story:

grabs it *because


Handwriting practice lines consisting of multiple sets of solid top and bottom lines with a dashed midline.



Picture Story Practice

Name: _____


Use the words to write and draw a story: **hands** **him** ***but**



Picture Story Practice

Name: _____

Use the words to write and draw a story: **let's** **not** ***because**



Picture Story Practice


Name: _____

Use the words to write and draw a story:

is a

bad duck

***but**


This image shows a full page of handwriting practice paper. It features five identical sets of horizontal guidelines arranged vertically. Each set includes three lines: a solid top line, a dashed midline, and a solid bottom line, providing a structured space for practicing letter formation and alignment.

Picture Story Practice

Name: _____

Use the words to write and draw a story: **tracks** **mud** ***because**

Handwriting practice lines consisting of multiple sets of solid top and bottom lines with a dashed midline.



Picture Story Practice

Name: _____

Use the words to write and draw a story:

mops

и р

***but**

This image shows a full page of handwriting practice paper. It features five identical sets of horizontal guidelines arranged vertically. Each set includes three lines: a solid top line, a dashed midline, and a solid bottom line, providing a structured space for practicing letter formation and alignment.[illegible]

Picture Story Practice

Name: _____

Use the words to write and draw a story:

in the

band


***because**

This image shows a full page of handwriting practice paper. It features five identical sets of horizontal guidelines spaced evenly down the page. Each set includes three lines: a solid top line, a dashed midline, and a solid bottom line, providing a structured space for practicing letter formation and alignment.

Picture Story Practice

Name: _____

Use the words to write and draw a story: **on the** **drums** ***but**



Picture Story Practice

Name: _____

Use the words to write and draw a story:

on top of

***because**

[illegible]

Picture Story Practice

Name: _____

Use the words to write and draw a story:

a bit of

***but**

This image shows a blank sheet of white paper with five sets of horizontal ruling lines. Each set includes a solid black top line, a dashed black midline, and a solid black bottom line, providing a guide for handwriting practice. The sets are evenly spaced vertically across the page.[illegible]